








# Home Learning

## Key Stage One

We hope that you are all well and keeping busy? We have put together some more activities for you to have a go at. Below is a 'pick-and-mix' of ideas and challenges. How many can you complete during this time?










### Maths

<p><b>Number bonds to 10 and 20</b></p> <p>Write down all of your number bonds to equal 10 and 20. Can you say them all verbally too?</p> 	<p><b>Number Formation</b></p> <p>Can you practise writing all of the numbers from 0 to 100? Use different colours to make your numbers rainbow coloured!</p> 	<p><b>Measure the length of your toys</b></p> <p>Which is the tallest? Which is the shortest? Can you order your toys? What could you measure your toys with?</p> 															
<p><b>Challenge a member of your family to a times table battle</b></p> <p>Create a times table game to play with your family. You create the rules! Challenge them on the 2, 5 and 10 times tables and the 3 times table if you're in Year 2!</p> <p> <math>1 \times 2 = 2</math>   <math>6 \times 2 = 12</math>   <math>11 \times 2 = 22</math>  <math>2 \times 2 = 4</math>   <math>7 \times 2 = 14</math>   <math>12 \times 2 = 24</math>  <math>3 \times 2 = 6</math>   <math>8 \times 2 = 16</math>  <math>4 \times 2 = 8</math>   <math>9 \times 2 = 18</math>  <math>5 \times 2 = 10</math>   <math>10 \times 2 = 20</math> </p>	<p><b>Take part in the TTRockstars class battle!</b></p> <p>The Battle continues! Who will win? It's close, so keep playing! The battle is between the children from Years 1 and 2.</p> 	<p><b>Tally Chart</b></p> <p>Create a chart to keep a record of all the different coloured doors you can see, when you go for your daily walk. Can you keep a tally chart of how many rainbows you spot in people's windows too?</p> <table border="1" data-bbox="1075 1426 1406 1570"> <tbody> <tr> <td>Yellow</td> <td>////</td> <td>4</td> </tr> <tr> <td>Red</td> <td>###</td> <td>5</td> </tr> <tr> <td>Blue</td> <td>### /</td> <td>6</td> </tr> <tr> <td>Green</td> <td> </td> <td>1</td> </tr> <tr> <td>Pink</td> <td>////</td> <td>4</td> </tr> </tbody> </table>	Yellow	////	4	Red	###	5	Blue	### /	6	Green		1	Pink	////	4
Yellow	////	4															
Red	###	5															
Blue	### /	6															
Green		1															
Pink	////	4															
<p><b>A shape hunt around your house</b></p> <p>What 3D shapes can you spot around your house? Can you describe the properties of the shapes?</p> 	<p><b>Finding 1/2, 1/3 and 1/4</b></p> <p>Use different amounts of your toys, teddies or other items to find half of a total (Year 1) and a half, quarter and a third (Year 2). Remember each group has to have the same amount!</p>  <p>Half of 4 = 2</p>	<p><b>Use a pack of cards to create calculations</b></p> <p>Use cards to create 1 and 2-digit numbers for a calculation. Decide which operation you are going to do. Record your calculations.</p> 															

## English

It is important to remember our Key Stage One writing skills when completing all tasks. Below are some of the main success criteria points that are displayed in our classrooms.

- Capital letters, full stops, commas and question marks, where necessary
- Cursive handwriting (joined for some Year 2 children)
- Phonetical and well considered spelling choices
- Good vocabulary choices - including adjectives and conjunctions (and adverbs in Year 2).

<p>Record yourself reading your favourite book. Ask a grown up to send it to your teacher or someone else in your family.</p> 	<p>Write a recipe for your favourite meal or something you have baked.</p> 	<p>Write a list of questions you would like to ask a famous person or a book character.</p> 
<p>Write a diary to show what you're doing each day, ready to show your teacher.</p> 	<p>Continue to read every day to a member of your family. Tell them what you think about the book.</p> 	<p>Write a set of instructions on how to look after a pet.</p> 
<p>Write a book review about your favourite book.</p> 	<p>Make a card or write a letter to someone special to you.</p> 	<p>Re-tell a traditional fairy tale to a member of your family.</p> 

# Keep Smiling

## Visit a museum from your house!

Go to Paris and visit the famous

Louvre:

<https://www.louvre.fr/en/visites-en-ligne#tabs>

The British Museum in London is full of amazing artefacts:

<https://artsandculture.google.com/partner/the-british-museum>

Draw one of your favourite artefacts from one of the museums or write a tour review of the museum.

## Let's get musical!

Listen to your favourite piece of music or pick a famous composer.

Mozart, Vivaldi, Beethoven or

Chopin... Listen to their music and

respond with a drawing. Try Vivaldi's

Four Seasons and draw a scene for

each season.

## Fact File Time!

Create a fact file about a different country.

Where is it located in the world?

What is the capital city?

What language is spoken there?

What does the flag look like?

Are there any famous landmarks?

## Sketch away!

Are there any spring flowers in your garden that you could do

observational drawings of?

What about people in your family?

Become an expert at drawing faces

after watching a tutorial.

<https://www.youtube.com/watch?v=EBK6iKYEySw>