



Home Learning

Year 3




In these difficult times, we understand that keeping your child entertained and thinking of activities that will help their education may be difficult. Below is a 'pick-and-mix' of ideas and challenges. Using the suggested structure outlined in the 'Home Learning' sections of our website, choose a maths, English and research/topic-based activity to complete each day.

Maths

<p>Make yourself a clock out of a cardboard box. Don't forget you'll need to make some hands too!</p>  <p><small>Boy Mama Teacher Mama 2012</small></p>	<p>Find objects around the house which are different shapes. See how many different 2D and 3D shapes you can find. Can you draw and label them?</p> <p>Remember these key words:</p> <p>2D shapes - corners, sides, perimeter</p> <p>3D shapes - edges, vertices, faces</p>	<p>Roll a dice 3 times and write down the number. Repeat 5 times so you have 5 3-digit numbers. Order your numbers from smallest to largest. Write your numbers in words.</p>
<p>Get your parents or brothers and sisters to shout out a time and you have to show it using your home made clock. If you get really good, you could challenge yourself to use 24-hour times!</p>	<p>Continue to take part in the TT Rockstars class battle! Beat the teachers!</p> 	<p>Use a recipe to follow instructions. Practise measuring accurately in millilitres, litres, grams and kilograms.</p> <p>If you had a go at baking a cake last week, how about trying to make something savoury this week?</p>
<p>Can you set up a pretend shop in your house? Maybe you could pretend to sell your toys to your mum or dad. You might need to make some fake money too! Don't forget to put price tags on things and include a £ or p sign. Can you work out how much change they will need?</p>	<p>Use White Rose Maths home learning section to learn and practise areas from the Year 3 curriculum.</p> <p>https://whiterosemaths.com/homelearning/</p>	<p>Can you find a receipt for your family's weekly shop? What does your family spend on food each week? What are the most expensive items in the weekly shop? What are the cheapest items?</p>

<p>Take it in turns visiting the shop or being the shopkeeper.</p>		
--	--	--

English

<p>Write an adventure story about an explorer who visits a far off land! Will it be cold? Will it be hot? Will it be in a jungle or even in a city?</p> <p>Try to include</p> <ul style="list-style-type: none">• Expanded noun phrases• Personification• Paragraphs• Exciting vocabulary	<p>Practise the year 3/4 spelling list. Can you make a game to play using your spellings?</p> 	<p>Use Ducksters.com to research Vincent Van Gogh or Rembrandt. Write some facts about them and what you like or don't like about their art style. Can you have a go at re-creating one of their pieces of art?</p>
<p>Write a letter or poem to thank the amazing people in the NHS for all of their hard work helping people in this tough time.</p>	<p>Write an email to your teacher, responding to the emails they've sent you telling her all the great things you've been doing at home! You can include some pictures too.</p>	<p>Search for Chester Zoo on YouTube and watch some of their online zoo tours. Choose an animal and create a fact-filled poster about it!</p> 
<p>Go on archive.org to borrow Dick King-Smith's 'The Sheep-Pig'.</p> 	<p>The Sheep-Pig: Ch.1</p> <ol style="list-style-type: none">1. Who do you think is on the telephone?2. What details do you know about this setting?3. What did the fair sound like?4. What do you know about the characters of Mr and Mrs Hoggett?5. Why do you think the piglet didn't squeal when Farmer Hoggett picked it up?	<p>The Sheep-Pig: Ch.2</p> <p>Find the extract in chapter 2 where the stables are described. Draw a picture of this scene and label your detailed pictures with words that were mentioned in the chapter.</p> <p>Take your time drawing and labelling!</p>

Research/Topic

Research paintings and sculptures by Romero Britto and see if you can have a go at re-creating some of them or using them as inspiration for your own pieces of art!



Log in to code.org using your class login

Frogs - TLVBFC

Lizards - HDHQJC

Next, choose your name and finally your password character. See if you can complete the next two levels of code.

If there are other lessons you've missed or haven't completed, you could go back and try to complete them.

Remember, dark green = perfect, light green = some improvements can be made, white = not started

Can you grow something?

If you don't have any seeds or bulbs in the house or shed to use, how about trying to grow some shoots from an onion or looking up how you can use a tomato to grow new tomato plants?

